

City of Bay City, Texas
Outstanding Debt Issues By Payment Sources

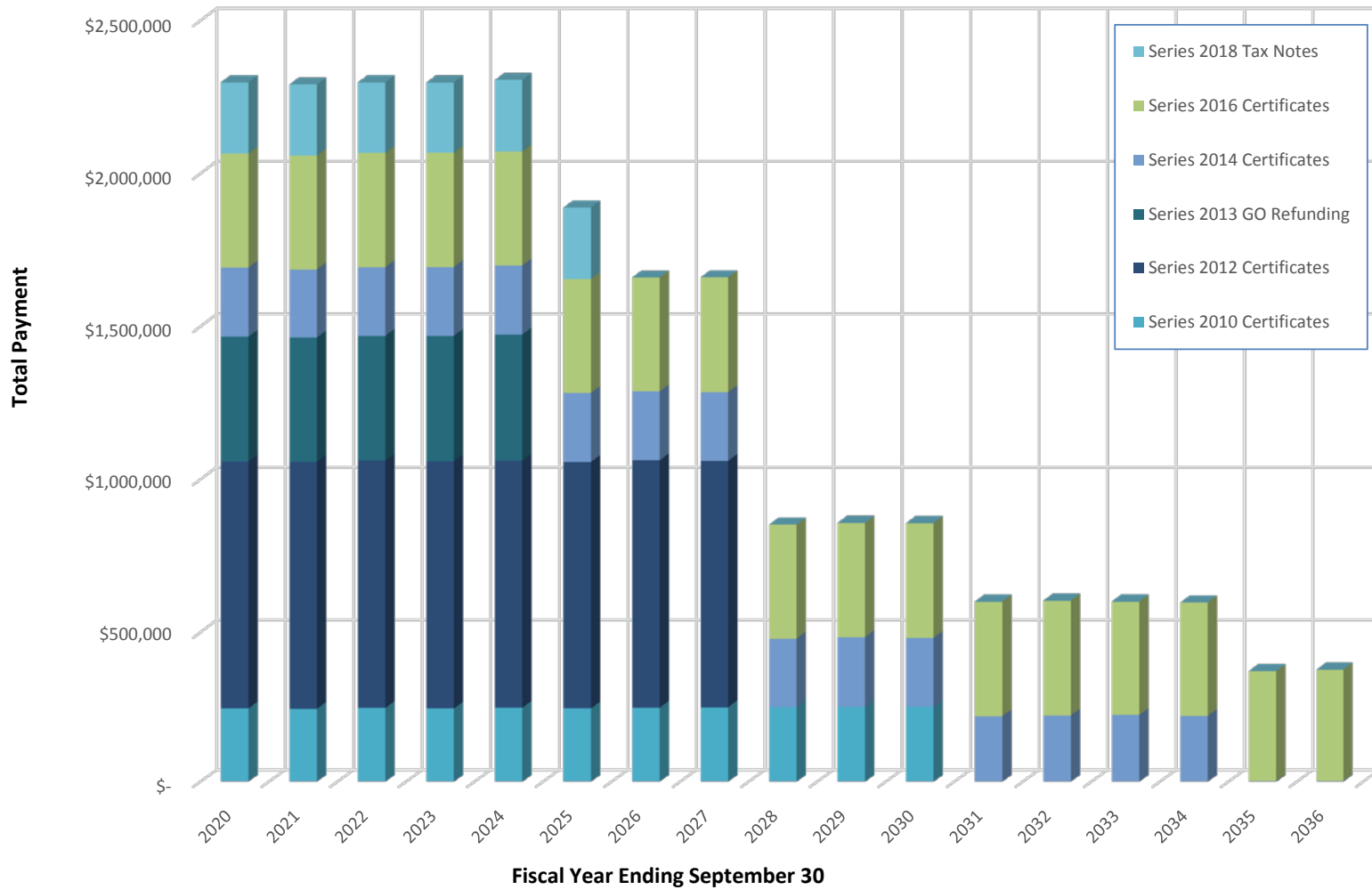
As of September 30, 2019

Outstanding Debt	Original	Remaining	Call	Self Supported		Tax Supported	
	Principal	Principal	Date	Amount	Percent	Amount	Percent
Tax & Revenue Certificates of Obligation, Series 2010	3,300,000	2,190,000	9/1/2020	-	0.00%	2,190,000	100.00%
Tax & Revenue Certificates of Obligation, Series 2012	9,530,000	5,650,000	9/1/2020	5,650,000	100.00%	-	0.00%
General Obligation Refunding Bonds, Series 2013	5,125,000	1,930,000	9/1/2022	-	0.00%	1,930,000	100.00%
Tax & Revenue Certificates of Obligation, Series 2014	3,995,000	2,535,000	9/1/2024	633,750	25.00%	1,901,250	75.00%
Tax & Revenue Certificates of Obligation, Series 2016	5,665,000	4,975,000	9/1/2026	1,658,168	24.71%	3,316,833	75.29%
Tax Notes, Series 2018	1,285,000	1,260,000	Anytime	-	0.00%	1,260,000	100.00%
Total Debt Outstanding	<u>\$ 28,900,000</u>	<u>\$ 18,540,000</u>		<u>\$ 7,941,918</u>	<u>42.84%</u>	<u>\$ 10,598,083</u>	<u>57.16%</u>

Outstanding Debt Issue by Series

Supporting Fund	General Fund	Public Utility Fund	General Fund	General Fd- 75% Utility- 25%	General Fd- 66.67% Utility- 33.33%	General Fd- 100% Utility- 0%	
FYE 9/30	Series 2010 Certificates	Series 2012 Certificates	Series 2013 GO Refunding	Series 2014 Certificates	Series 2016 Certificates	Series 2018 Tax Notes	Total
2020	248,560	807,400	408,600	225,963	372,750	232,926	2,296,199
2021	247,160	808,350	406,200	222,588	372,950	232,057	2,289,304
2022	250,560	808,700	408,700	224,213	373,050	231,037	2,296,259
2023	248,560	808,450	411,000	225,013	373,050	229,866	2,295,939
2024	251,360	807,600	413,100	225,663	372,950	233,545	2,304,218
2025	248,760	806,150	-	225,788	372,750	233,462	1,886,909
2026	250,960	809,100	-	225,363	372,450	-	1,657,873
2027	252,760	805,350	-	224,763	375,700	-	1,658,573
2028	254,160	-	-	223,575	372,300	-	850,035
2029	255,160	-	-	227,200	373,750	-	856,110
2030	255,290	-	-	225,000	374,900	-	855,190
2031	-	-	-	222,600	375,750	-	598,350
2032	-	-	-	225,000	376,300	-	601,300
2033	-	-	-	227,000	371,550	-	598,550
2034	-	-	-	223,600	371,650	-	595,250
2035	-	-	-	-	371,450	-	371,450
2036	-	-	-	-	375,950	-	375,950
Total	\$ 2,763,290	\$ 6,461,100	\$ 2,047,600	\$ 3,373,325	\$ 6,349,250	\$ 1,392,892	\$ 22,387,457

Combined Issues - Aggregate Annual Payments By Fiscal Year



City of Bay City, Texas
Outstanding Principal By Issue

FYE 9/30	Tax Year	GF Series 2010 Certificates	Utility Series 2012 Certificates	Street Series 2013 GO Refunding	GF 75% Utility 25% Series 2014 Certificates	GF 66.67% Utility 33.33% Series 2016 Certificates	GF 100% Utility 0% Series 2018 Tax Notes	Total	Outstanding Principal	Percent Outstanding
2020	2019	160,000	635,000	370,000	135,000	240,000	195,000	1,735,000	16,805,000	90.64%
2021	2020	165,000	655,000	375,000	135,000	245,000	200,000	1,775,000	15,030,000	81.07%
2022	2021	175,000	675,000	385,000	140,000	250,000	205,000	1,830,000	13,200,000	71.20%
2023	2022	180,000	695,000	395,000	145,000	255,000	210,000	1,880,000	11,320,000	61.06%
2024	2023	190,000	715,000	405,000	150,000	260,000	220,000	1,940,000	9,380,000	50.59%
2025	2024	195,000	735,000	-	155,000	265,000	230,000	1,580,000	7,800,000	42.07%
2026	2025	205,000	760,000	-	160,000	270,000	-	1,395,000	6,405,000	34.55%
2027	2026	215,000	780,000	-	165,000	280,000	-	1,440,000	4,965,000	26.78%
2028	2027	225,000	-	-	170,000	285,000	-	680,000	4,285,000	23.11%
2029	2028	235,000	-	-	180,000	295,000	-	710,000	3,575,000	19.28%
2030	2029	245,000	-	-	185,000	305,000	-	735,000	2,840,000	15.32%
2031	2030	-	-	-	190,000	315,000	-	505,000	2,335,000	12.59%
2032	2031	-	-	-	200,000	325,000	-	525,000	1,810,000	9.76%
2033	2032	-	-	-	210,000	330,000	-	540,000	1,270,000	6.85%
2034	2033	-	-	-	215,000	340,000	-	555,000	715,000	3.86%
2035	2034	-	-	-	-	350,000	-	350,000	365,000	1.97%
2036	2035	-	-	-	-	365,000	-	365,000	-	0.00%
Total		\$ 2,190,000	\$ 5,650,000	\$ 1,930,000	\$ 2,535,000	\$ 4,975,000	\$ 1,260,000	\$ 18,540,000		

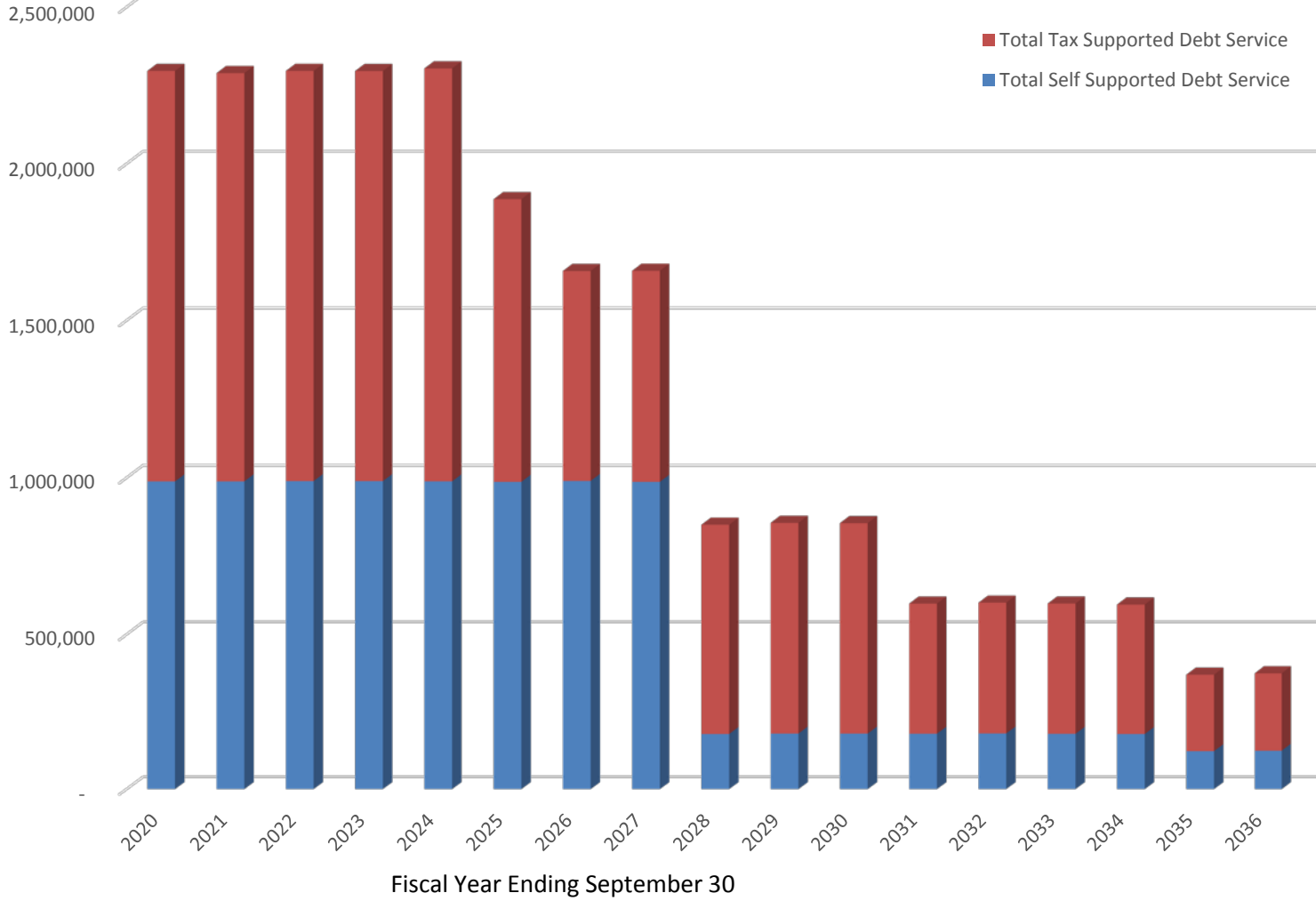
City of Bay City, Texas
Combined Principal and Interest By Payment Sources

FYE 9/30	Tax Year	Total Debt Service			Total Self-Supported Debt Service			Total Tax Supported Debt Service		
		Principal	Interest	Total	Principal	Interest	Total	Principal	Interest	Total
2020	2019	1,735,000	561,199	2,296,199	748,742	239,386	988,128	986,258	321,812	1,308,070
2021	2020	1,775,000	514,304	2,289,304	770,409	217,893	988,301	1,004,592	296,411	1,301,003
2022	2021	1,830,000	466,259	2,296,259	793,325	195,766	989,091	1,036,675	270,493	1,307,168
2023	2022	1,880,000	415,939	2,295,939	816,242	172,799	989,041	1,063,759	243,139	1,306,898
2024	2023	1,940,000	364,218	2,304,218	839,158	149,162	988,320	1,100,842	215,056	1,315,898
2025	2024	1,580,000	306,909	1,886,909	862,075	124,760	986,834	717,926	182,149	900,075
2026	2025	1,395,000	262,873	1,657,873	889,991	99,587	989,578	505,009	163,285	668,294
2027	2026	1,440,000	218,573	1,658,573	914,574	72,187	986,761	525,426	146,385	671,811
2028	2027	680,000	170,035	850,035	137,491	42,491	179,981	542,510	127,544	670,054
2029	2028	710,000	146,110	856,110	143,324	38,047	181,371	566,677	108,063	674,739
2030	2029	735,000	120,190	855,190	147,907	33,298	181,204	587,094	86,892	673,986
2031	2030	505,000	93,350	598,350	152,490	28,398	180,887	352,511	64,952	417,463
2032	2031	525,000	76,300	601,300	158,323	23,348	181,671	366,678	52,952	419,629
2033	2032	540,000	58,550	598,550	162,489	18,099	180,588	377,511	40,451	417,962
2034	2033	555,000	40,250	595,250	167,072	12,699	179,771	387,928	27,551	415,479
2035	2034	350,000	21,450	371,450	116,655	7,149	123,804	233,345	14,301	247,646
2036	2035	365,000	10,950	375,950	121,655	3,650	125,304	243,346	7,300	250,646
2037	2036	-	-	-	-	-	-	-	-	-
Total		\$ 18,540,000	\$ 3,847,457	\$ 22,387,457	\$ 7,941,918	\$ 1,478,719	\$ 9,420,636	\$ 10,598,083	\$ 2,368,738	\$ 12,966,820

\$ 18,540,000 City Wide Outstanding Principal
\$ 16,805,000 Outstanding Principal at FYE 2020
9,611,825 Outstanding Principal of Tax Supported Debt at FYE 2020

Total Tax Supported v Self Supported Annual Payments

Tax Supported v Self Supported Annual DS Payments



City of Bay City, Texas
Principal and Interest By Payment Sources
Tax and Revenue Certificates of Obligation, Series 2010

Original Amount \$ 3,300,000
Dated Date 5/1/2010
Delivery Date 5/26/2010
Principal Pays 9/1
Interest Pays 9/1 and 3/1
Call Date 9/1/2020
Insurance Assured Guaranty
Purpose Streets & Parks

FYE 9/30	Total				Self Supported		Tax Supported	
	Principal	Coupon	Interest	Total	Principal	Interest	Principal	Interest
2020	160,000	4.000%	88,560	248,560	-	-	160,000	88,560
2021	165,000	4.000%	82,160	247,160	-	-	165,000	82,160
2022	175,000	4.000%	75,560	250,560	-	-	175,000	75,560
2023	180,000	4.000%	68,560	248,560	-	-	180,000	68,560
2024	190,000	4.000%	61,360	251,360	-	-	190,000	61,360
2025	195,000	4.000%	53,760	248,760	-	-	195,000	53,760
2026	205,000	4.000%	45,960	250,960	-	-	205,000	45,960
2027	215,000	4.000%	37,760	252,760	-	-	215,000	37,760
2028	225,000	4.000%	29,160	254,160	-	-	225,000	29,160
2029	235,000	4.200%	20,160	255,160	-	-	235,000	20,160
2030	245,000	4.200%	10,290	255,290	-	-	245,000	10,290
2031	-	-	-	-	-	-	-	-
2032	-	-	-	-	-	-	-	-
2033	-	-	-	-	-	-	-	-
2034	-	-	-	-	-	-	-	-
2035	-	-	-	-	-	-	-	-
2036	-	-	-	-	-	-	-	-
Total	\$ 2,190,000		\$ 573,290	\$ 2,763,290	\$ -	\$ -	\$ 2,190,000	\$ 573,290

City of Bay City, Texas
Principal and Interest By Payment Sources
Tax and Revenue Certificates of Obligation, Series 2012

Original Amount \$ 9,530,000
Dated Date 7/1/2012
Delivery Date 7/31/2012
Principal Pays 9/1
Interest Pays 9/1 and 3/1
Call Date 9/1/2020
Insurance Not Insured

Purpose Meter Change Out, Siemens Project

FYE 9/30	Total				Self Supported		Tax Supported	
	Principal	Coupon	Interest	Total	Principal	Interest	Principal	Interest
2020	635,000	3.000%	172,400	807,400	635,000	172,400	-	-
2021	655,000	3.000%	153,350	808,350	655,000	153,350	-	-
2022	675,000	3.000%	133,700	808,700	675,000	133,700	-	-
2023	695,000	3.000%	113,450	808,450	695,000	113,450	-	-
2024	715,000	3.000%	92,600	807,600	715,000	92,600	-	-
2025	735,000	3.000%	71,150	806,150	735,000	71,150	-	-
2026	760,000	3.125%	49,100	809,100	760,000	49,100	-	-
2027	780,000	3.250%	25,350	805,350	780,000	25,350	-	-
2028	-	-	-	-	-	-	-	-
2029	-	-	-	-	-	-	-	-
2030	-	-	-	-	-	-	-	-
2031	-	-	-	-	-	-	-	-
2032	-	-	-	-	-	-	-	-
2033	-	-	-	-	-	-	-	-
2034	-	-	-	-	-	-	-	-
2035	-	-	-	-	-	-	-	-
2036	-	-	-	-	-	-	-	-
2037	-	-	-	-	-	-	-	-
Total	\$ 5,650,000		\$ 811,100	\$ 6,461,100	\$ 5,650,000	\$ 811,100	\$ -	\$ -

City of Bay City, Texas
Principal and Interest By Payment Sources
General Obligation Refunding Bonds, Series 2013

Original Amount \$ 5,125,000
Dated Date 3/1/2013
Delivery Date 3/14/2013
Principal Pays 9/1
Interest Pays 9/1 and 3/1
Call Date 9/1/2022
Insurance Not Insured

Purpose Street Improvements

FYE 9/30	Total				Self Supported		Tax Supported	
	Principal	Coupon	Interest	Total	Principal	Interest	Principal	Interest
2020	370,000	2.000%	38,600	408,600	-	-	370,000	38,600
2021	375,000	2.000%	31,200	406,200	-	-	375,000	31,200
2022	385,000	2.000%	23,700	408,700	-	-	385,000	23,700
2023	395,000	2.000%	16,000	411,000	-	-	395,000	16,000
2024	405,000	2.000%	8,100	413,100	-	-	405,000	8,100
2025	-	-	-	-	-	-	-	-
2026	-	-	-	-	-	-	-	-
2027	-	-	-	-	-	-	-	-
2028	-	-	-	-	-	-	-	-
2029	-	-	-	-	-	-	-	-
2030	-	-	-	-	-	-	-	-
2031	-	-	-	-	-	-	-	-
2032	-	-	-	-	-	-	-	-
2033	-	-	-	-	-	-	-	-
2034	-	-	-	-	-	-	-	-
2035	-	-	-	-	-	-	-	-
2036	-	-	-	-	-	-	-	-
Total	\$ 1,930,000		\$ 117,600	\$ 2,047,600	\$ -	\$ -	\$ 1,930,000	\$ 117,600

City of Bay City, Texas
Principal and Interest By Payment Sources
Tax and Revenue Certificates of Obligation, Series 2014

Original Amount \$ 3,995,000
Dated Date 7/1/2014
Delivery Date 7/24/2014
Principal Pays 9/1
Interest Pays 9/1 and 3/1
Call Date 9/1/2024
Insurance Not Insured

Purpose 75% Streets/25% Utility

FYE 9/30	Total				Self Supported		Tax Supported	
	Principal	Coupon	Interest	Total	Principal	Interest	Principal	Interest
2020	135,000	2.500%	90,963	225,963	33,750	22,741	101,250	68,222
2021	135,000	2.500%	87,588	222,588	33,750	21,897	101,250	65,691
2022	140,000	3.000%	84,213	224,213	35,000	21,053	105,000	63,159
2023	145,000	3.000%	80,013	225,013	36,250	20,003	108,750	60,009
2024	150,000	3.250%	75,663	225,663	37,500	18,916	112,500	56,747
2025	155,000	3.500%	70,788	225,788	38,750	17,697	116,250	53,091
2026	160,000	3.500%	65,363	225,363	40,000	16,341	120,000	49,022
2027	165,000	3.750%	59,763	224,763	41,250	14,941	123,750	44,822
2028	170,000	3.750%	53,575	223,575	42,500	13,394	127,500	40,181
2029	180,000	4.000%	47,200	227,200	45,000	11,800	135,000	35,400
2030	185,000	4.000%	40,000	225,000	46,250	10,000	138,750	30,000
2031	190,000	4.000%	32,600	222,600	47,500	8,150	142,500	24,450
2032	200,000	4.000%	25,000	225,000	50,000	6,250	150,000	18,750
2033	210,000	4.000%	17,000	227,000	52,500	4,250	157,500	12,750
2034	215,000	4.000%	8,600	223,600	53,750	2,150	161,250	6,450
2035	-	-	-	-	-	-	-	-
2036	-	-	-	-	-	-	-	-
Total	\$ 2,535,000		\$ 838,325	\$ 3,373,325	\$ 633,750	\$ 209,581	\$ 1,901,250	\$ 628,744

City of Bay City, Texas
Principal and Interest By Payment Sources
Tax and Revenue Certificates of Obligation, Series 2016

Original Amount \$ 5,665,000
Dated Date 8/1/2016
Delivery Date 8/25/2016
Principal Pays 9/1
Interest Pays 9/1 and 3/1
Call Date 9/1/2024
Insurance Not Insured

Purpose 66.67% Streets & 33.33% Utility

FYE 9/30	Total				Self Supported		Tax Supported	
	Principal	Coupon	Interest	Total	Principal	Interest	Principal	Interest
2020	240,000	2.000%	132,750	372,750	79,992	44,246	160,008	88,504
2021	245,000	2.000%	127,950	372,950	81,659	42,646	163,342	85,304
2022	250,000	2.000%	123,050	373,050	83,325	41,013	166,675	82,037
2023	255,000	2.000%	118,050	373,050	84,992	39,346	170,009	78,704
2024	260,000	2.000%	112,950	372,950	86,658	37,646	173,342	75,304
2025	265,000	2.000%	107,750	372,750	88,325	35,913	176,676	71,837
2026	270,000	2.500%	102,450	372,450	89,991	34,147	180,009	68,303
2027	280,000	3.000%	95,700	375,700	93,324	31,897	186,676	63,803
2028	285,000	3.000%	87,300	372,300	94,991	29,097	190,010	58,203
2029	295,000	3.000%	78,750	373,750	98,324	26,247	196,677	52,503
2030	305,000	3.000%	69,900	374,900	101,657	23,298	203,344	46,602
2031	315,000	3.000%	60,750	375,750	104,990	20,248	210,011	40,502
2032	325,000	3.000%	51,300	376,300	108,323	17,098	216,678	34,202
2033	330,000	3.000%	41,550	371,550	109,989	13,849	220,011	27,701
2034	340,000	3.000%	31,650	371,650	113,322	10,549	226,678	21,101
2035	350,000	3.000%	21,450	371,450	116,655	7,149	233,345	14,301
2036	365,000	3.000%	10,950	375,950	121,655	3,650	243,346	7,300
Total	\$ 4,975,000		\$ 1,374,250	\$ 6,349,250	\$ 1,658,168	\$ 458,038	\$ 3,316,833	\$ 916,212

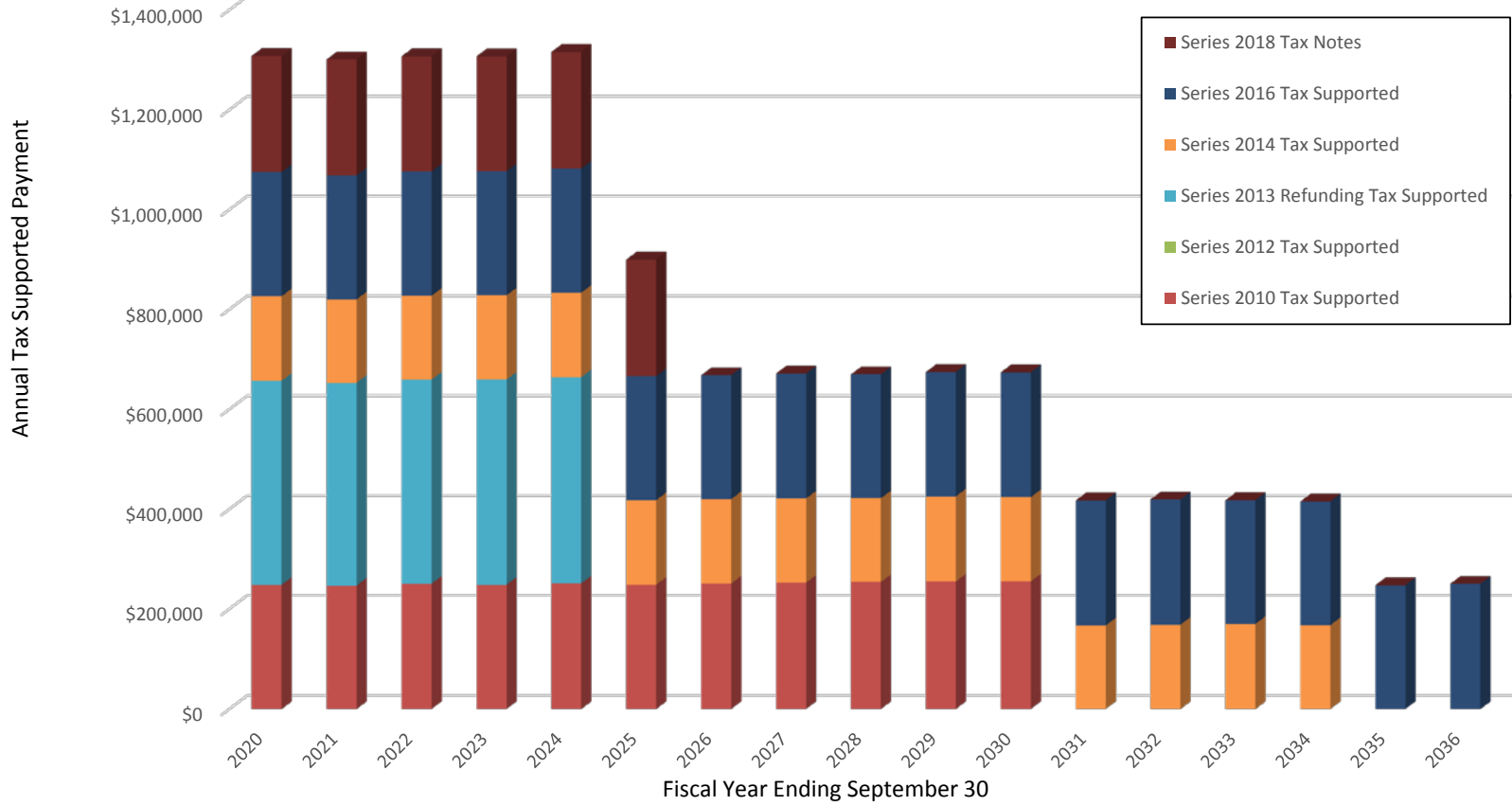
City of Bay City, Texas
Principal and Interest By Payment Sources
Tax and Revenue Certificates of Obligation, Series 2016

Original Amount \$ 1,285,000
Dated Date 8/1/2018
Delivery Date 8/15/2018
Principal Pays 9/1
Interest Pays 9/1 and 3/1
Call Date Anytime
Insurance Not Insured

Purpose 56.14% Roof Repair & 43.86% Equipment: 100% GF

FYE 9/30	Total				Self Supported		Tax Supported	
	Principal	Coupon	Interest	Total	Principal	Interest	Principal	Interest
2020	195,000	3.010%	37,926	232,926	-	-	195,000	37,926
2021	200,000	3.010%	32,057	232,057	-	-	200,000	32,057
2022	205,000	3.010%	26,037	231,037	-	-	205,000	26,037
2023	210,000	3.010%	19,866	229,866	-	-	210,000	19,866
2024	220,000	3.010%	13,545	233,545	-	-	220,000	13,545
2025	230,000	3.010%	3,462	233,462	-	-	230,000	3,462
2026				-	-	-	-	-
2027				-	-	-	-	-
2028				-	-	-	-	-
2029				-	-	-	-	-
2030				-	-	-	-	-
2031				-	-	-	-	-
2032				-	-	-	-	-
2033				-	-	-	-	-
2034				-	-	-	-	-
2035				-	-	-	-	-
2036				-	-	-	-	-
Total	\$ 1,260,000		\$ 132,892	\$ 1,392,892	\$ -	\$ -	\$ 1,260,000	\$ 132,892

Aggregate Annual Tax Supported Debt Service



Aggregate Annual Self Supported Debt Service

